



eLearning Services

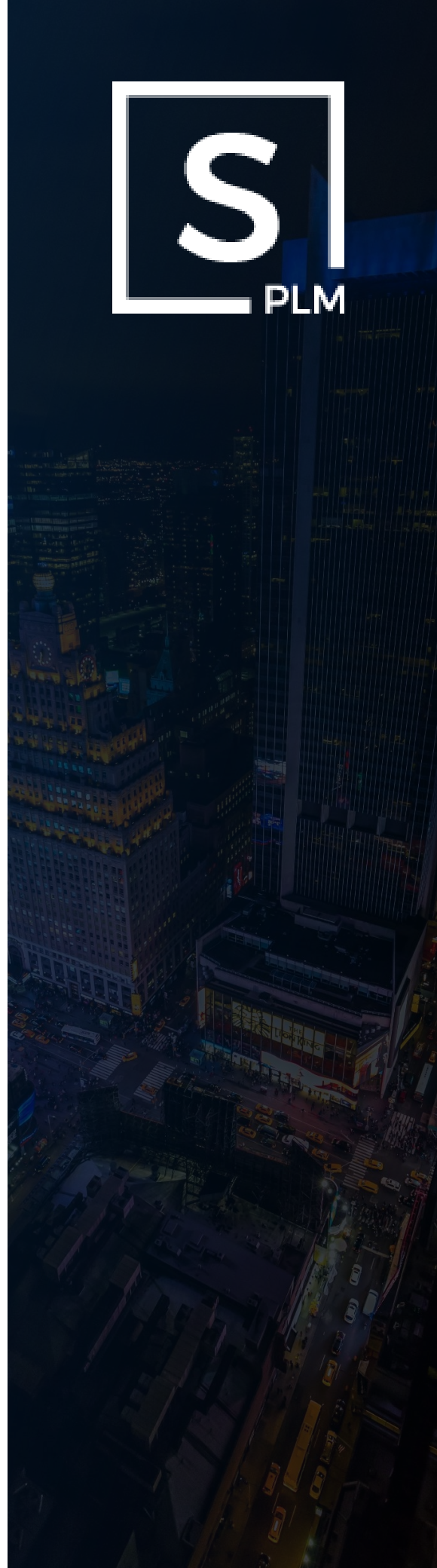
Share PLM



About Share PLM

We help companies **transform data into information** and **manage intelligent products** that sell more and leverage new business opportunities.

We specialize in eLearning and Training for PLM. We're passionate about good learning and design and work with you to simplify your methods and provide an engaging user experience.





Begin your eLearning journey with Share PLM

Connect concept and understanding through captivating learning and engagement.

Building the right Product Lifecycle Management learning program for your organization is demanding work. Understanding the technical content is not enough. You need **the right blend of technical skills and communication.**

We've been in the PLM trenches for over 10 years, and we're passionate about design and communication. We've seen what works and what doesn't, and what succeeds and what fails in Product Lifecycle Management.

We design engaging eLearning solutions with you, so you can keep up with your Product Lifecycle Management journey.

What's **eLearning**?

eLearning is any form of training or **education delivered electronically.**

At one extreme, it can mean providing **classroom or lecture hall material** via video. At the other end, it's the provision of highly complex, highly structured, and **highly interactive training courses** that exploit the latest developments in augmented and virtual reality.

Empower learners, While cutting costs



Empower learners

With on-demand access to learning, employees are empowered to perform and grow in their roles—and beyond.



Cut costs and scale

Train employees efficiently and fast - and all at a much lower cost than traditional classroom training



Increase training quality

Content in eLearning is well organized and standardised, increasing training quality and democratizing knowledge.



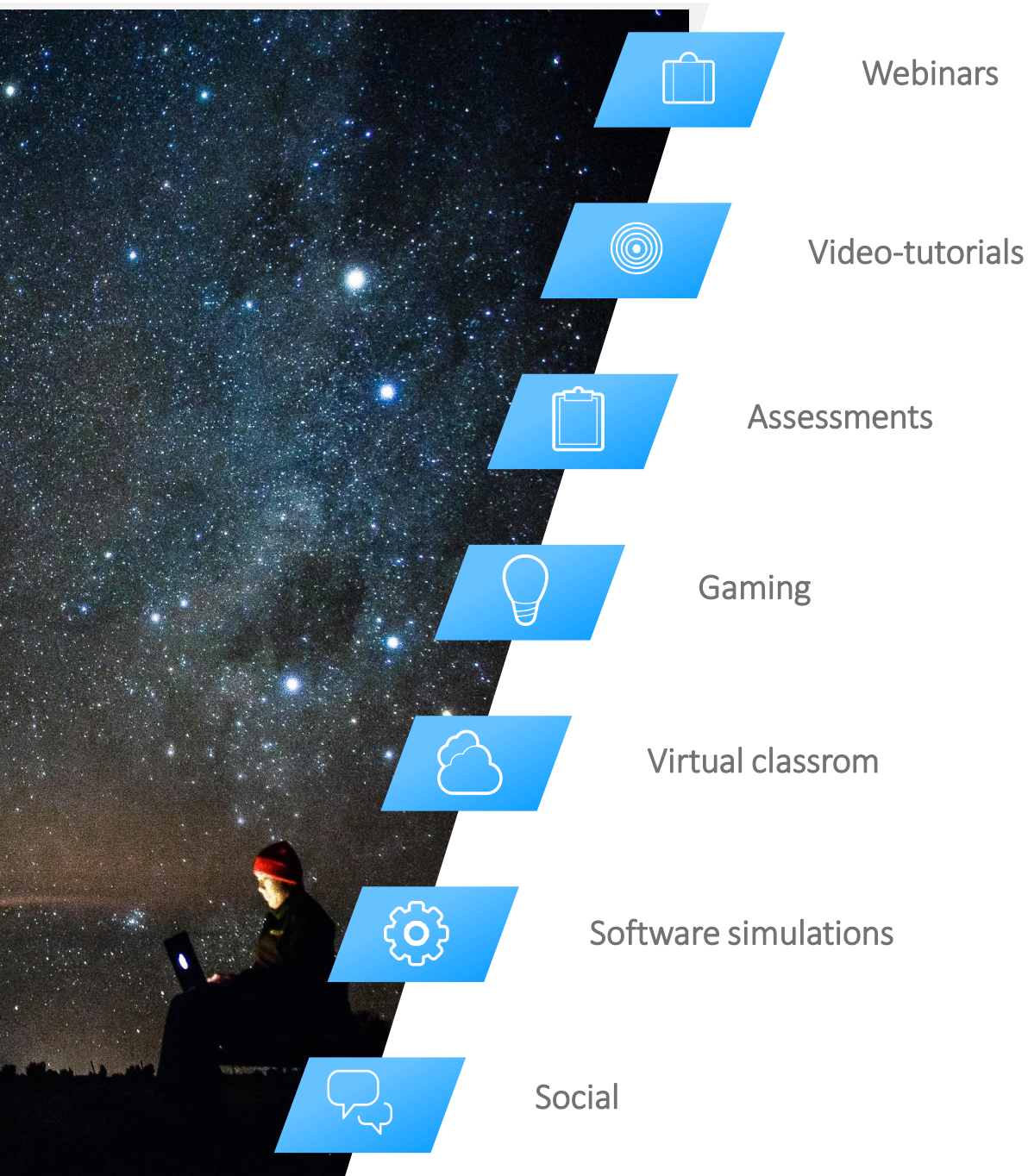
Reach learners everywhere

Online training allows employees to learn everywhere, at their pace. eLearning enables remote training in a consistent fashion.

FINDING THE RIGHT

eLEARNING CONTENT MIX

With eLearning, learners consume educational content on computers, tablets, and smartphones. Educational content can be a series of video tutorials, searchable training materials, screencasts, software simulations, or games.





01

**Strategy
Session**



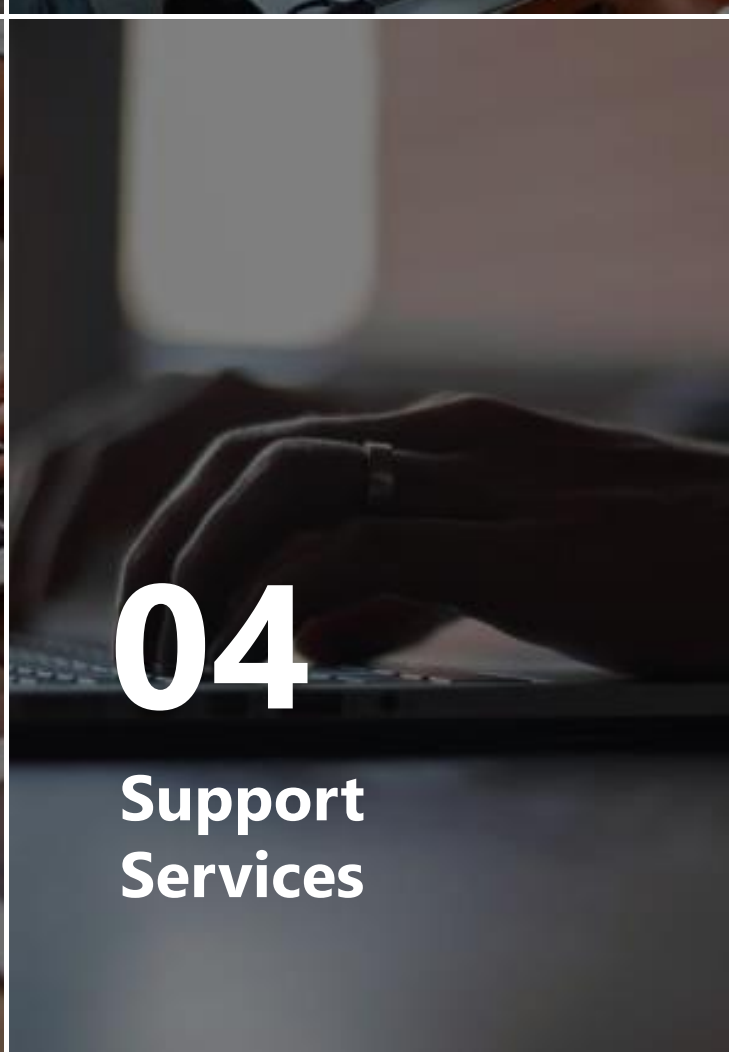
02

**Online
courses**



03

**Systems
training**



04

**Support
Services**



01

Strategy Session

Learning strategy

Everything begins with a learning strategy. A learning strategy is the best way to build a meaningful, cohesive story to support your change management program. It provides the WHY that establishes value within the minds of your employees. It's what engages them.

We help you craft a solid plan for your learning program and define meaningful learning paths that will educate and create awareness in your organization.

During the workshop, we will discuss the status of your current learning project

You will receive a custom report with a strategy proposal

Depending on your needs, the report will include:

Pedagogical advice

Learning Management System

Internal marketing guidance



2 days onsite workshop

Review current training status.

Share experiences from other learning strategies, and see how we apply the best practices.

Map the topics that need to be documented / trained and craft a strategy to cover the learning needs.

Define a plan to transform key functionalities documentation into engaging interactive eLearning courses.



A strategy report

Workshop findings and recommendations.

Project plan to make your Learning strategy succeed.

Recommended PLM learning paths.

Internal marketing guidance.

Learning Management System recommendations.



Strategy session

Together, we will set up a 2-days onsite workshop that fits your schedule.

During the workshop, we'll listen to you and ask key questions to better support and guide you through your learning project. We'll take advantage of our long PLM and eLearning experience to provide you with **great advice and recommendations** for your learning project.

One week later, you'll get a **strategy report**, which will guide you during the next steps and make your PLM program a success!

02

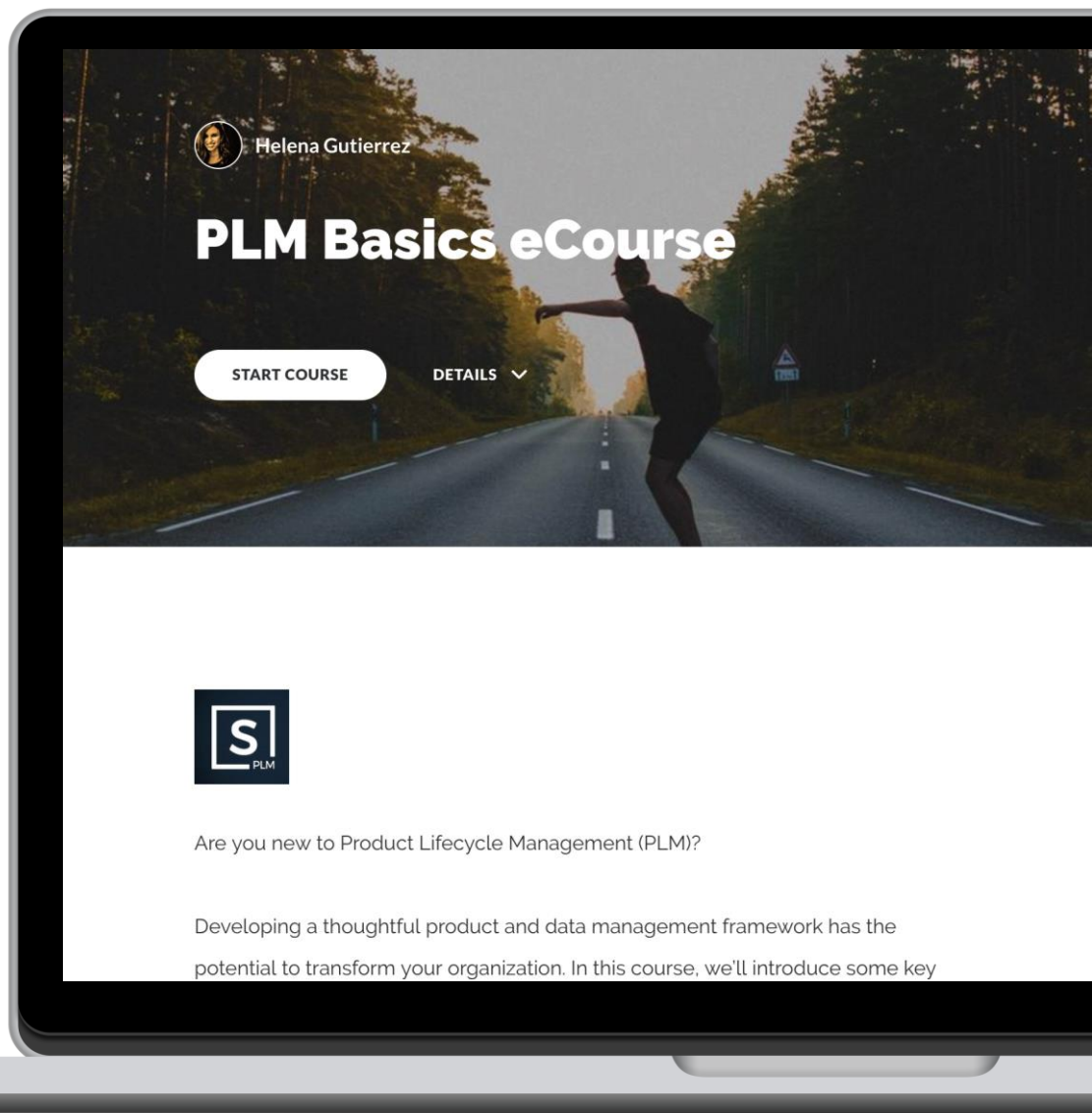
Online Courses



The best way to present your **PLM content**

PLM is complex, and it takes time and effort to digest its targets and methods. When technical content is dull and presented poorly, it can overwhelm, turn off, and frustrate learners.

Get your ideas and methods organized and present content in a dynamic and understandable way with a PLM online course. Help your people understand complex concepts by using beautiful visuals and interactions.



How it works

You simply prepare the content for the course: provide a package with the course content, relevant graphics, images or videos. You send us a package with the files and your branding style.

We take care of mixing up all the ingredients and come up with an appealing and easy-to-use online course. We'll deliver your course in no longer than 3 weeks after you've made the purchase.

Finally, you'll get to review the course and we'll make the required adjustments to make it shine!

What you really **get**

- ✓ **Up to 10 lessons** with your selected content.
- ✓ Up to **40 Power Point Slides/ 3000 words**.
- ✓ Up to 3 interactive **custom graphics** to make your content shine.
- ✓ **1 Knowledge check** to test your learners.
- ✓ **An online course** ready to be uploaded to your LMS systems or to your website.
- ✓ **Source files** in web format and SCORM.

Browse through our library of examples

<https://shareplm.com/our-work/>

03

System trainings



An easy and affordable way to **learn PLM**

By providing an interactive practice environment and guiding your employees through the new functionality, you help them acquire the skills they need to use the new system effectively and become familiar with it.



01

System demos

03

Assesments

02

Guided
systems
training

BRIDGING THE THEORY WITH

SYSTEMS TRAINING

Whether you're transitioning to a new system or just want to improve employee performance using your current systems, system trainings allow your employees to get comfortable with the system and lose their fears of using it.

What you really **get**



Demos

Use a video to explain step-by-step what it takes to accomplish a task. Demos are a good way to introduce the workflow, process and navigation. Here's one example:



Guided training

The training guides users through the workflow with captions and instructions to navigate the process. The user gets to experience the actual system while following the instructions and clicking through the screens..



Assessments

Once the learner has gone through the demos and guided trainings and is comfortable with the process, she gets to test her knowledge with a click-through assessment. Usually the learner is given a task he needs to accomplish by using the system and receives guided feedback on his actions.

Check out this example to try yourself live one system training!

<https://rise.articulate.com/share/aIsTs5rrh9FQtecPDGZSS0LZqHeITK1V>

04

Support Services



You won't be **alone!**

Are you tired of spending hours updating your eLearning courses after new systems developments, system upgrades or new PLM concepts?

Are you or your team focus on new developments and doesn't have time to update the documentation needed for training and deployments?

A photograph of a woman and a man sitting at a table, smiling and looking at a laptop. The woman is on the left, and the man is on the right. They appear to be in a collaborative work environment. A large blue diagonal shape is overlaid on the right side of the image, partially covering the people and the laptop.

SUPPORT SERVICES

Our 2 support packages will keep your courses up to date providing an amazing eLearning experience.

With our **Basic package** we will implement changes regarding texts and images, but if you are planning new system and concepts developments, the **Premium package** will be your preferred solution.



Support services

BASIC

€200_{/mo}

- ✓ Texts Maintenance
- ✓ Image Replacements

PREMIUM

€1.500_{/mo}

- ✓ 4 System Simulations
- ✓ 4 Interactivities
- ✓ Text Maintenance
- ✓ 2 Video Editing

A photograph of a person walking away from the camera down a city street at sunset. The person is wearing a light-colored long-sleeved shirt and dark pants. The street is lined with buildings, and the sun is low in the sky, creating a warm, golden glow. The image is split diagonally, with the top-left portion being white and the bottom-right portion being the photograph.

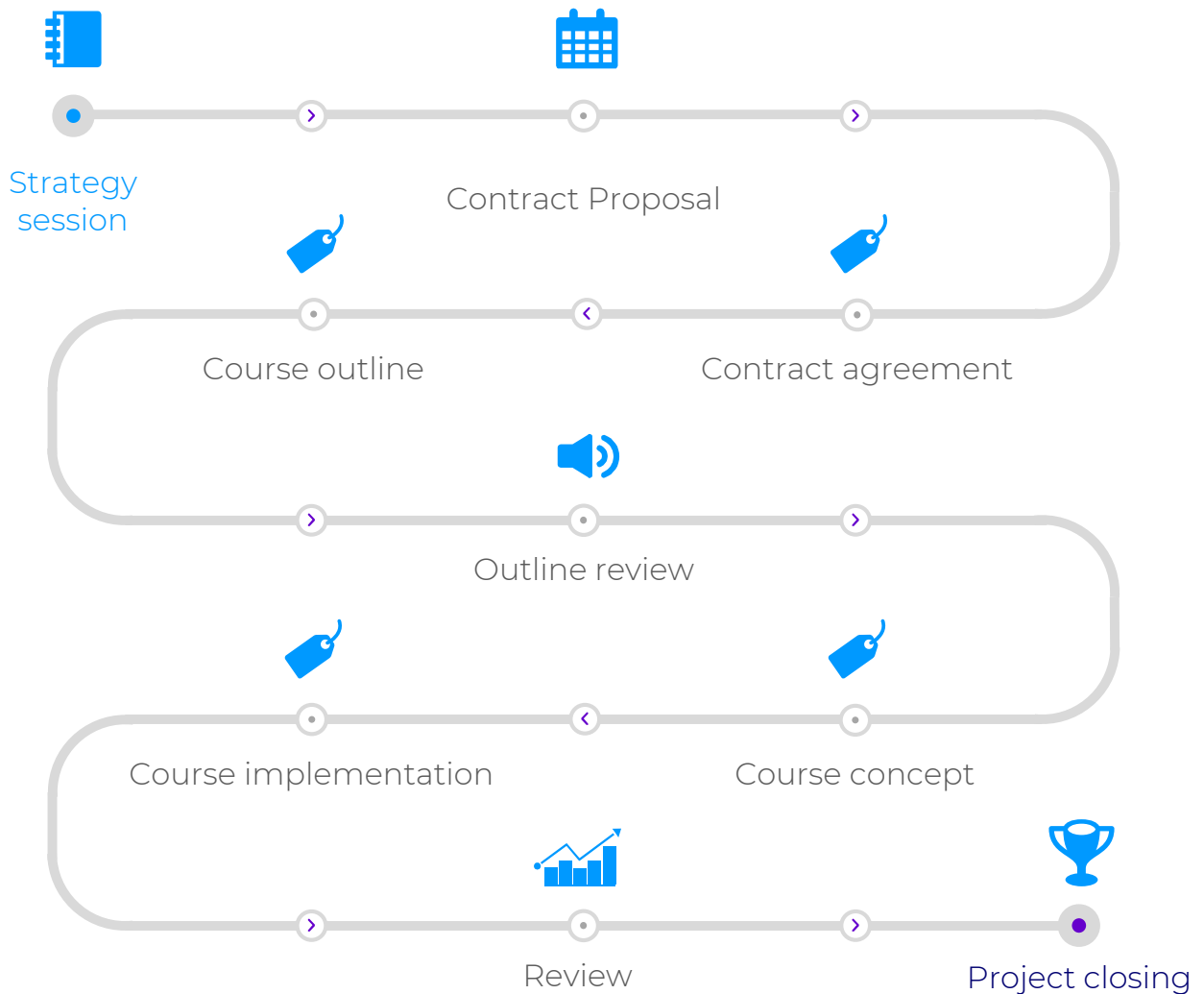
It all starts with **People**

**PLM is not something you just buy and
plug into your organization.**

Instead of simply training your
employees and hoping for the best,
design a well-planned training program
to maximise the returns on your
technology investments.

eLearning project

What to expect



Managing a successful eLearning project

We will discuss your needs with you and develop a proposal that fulfils your requirements. After agreeing on the contract, we analyse the content with you and plan the project. A concept design consists of a screen mock-up to illustrate how the user will navigate the course; a content outline to validate the structure of the information and activities; and a screen-by-screen storyboard. After concept approval, we will create a digital prototype for you to test the course. Once the prototype is approved, we will proceed to eLearning implementation. After reviewing the output with you, we will close the project.